

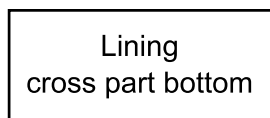

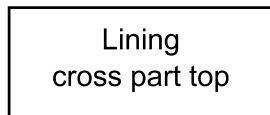

Package content:

The contents of this package have been carefully packed and consist of:
2 longitudinal parts, 2 cross parts, 4 cover frame parts.
In the case of an additional version, sills / window sills or accessories are included. 1 pack of screws and connectors.


1.) After unpacking, lay out the 4 lining parts sorted.
All parts are marked on the back.

Insert the Lamello plates into the **slots** provided and connect the individual parts with the screws supplied (glue or assembly adhesive can be added if necessary).

2.) Sort all 4 cover frame parts and connect them with the Hoffmann-Keys.
Carefully and completely knock in the Keys so that the mitres are pulled together optimally.
For white inner linings, we recommend whitening the cut edge of the mitre (with lacquer pen or paste).



Cover frame parts
not connected



Cover frame parts
connected

